

What's your job?

Grammar present simple/continuous; state verbs; short answers
Vocabulary jobs
Revision present simple

Introduction

1 **10** Look at the photographs and listen to seven people talking about their jobs. Match the speakers to the photographs.



- 2 What do the people do? Write the names of their jobs.
 3 Look at the photographs again. What are the people doing?

Present continuous

I	am (not) wearing	
You/we/they	are (not) wearing	a helmet.
He/she/it	is (not) wearing	
Am I		
Are you/we/they	wearing	a helmet?
Is he/she/it		

4 Would you like to do any of these jobs? Why? / Why not?

Listening

- Look at this picture. Can you guess what the people's jobs are?
- 11** Listen to the man talking on the phone. What is his job? Who is he talking to?
- Listen again. The man is describing the people he can see. Five of them have jobs. Write the names of their jobs.
 -
 -
 -
 -
 -



Language focus

Present simple and present continuous

- 1 Look again at the picture of the shopping mall. Decide what the people *are doing* and what they *do*. Put the verbs in the correct form.
- The security officer *is talking* to a police officer.
 - The model (stand) by a fountain.
 - The photographer (sell) his photographs to magazines.
 - The thief (pull) a shopping bag on wheels.
 - The thief (steal) things from shops.
 - The bank guard (not look) at the thief.
 - The bank guard never (do) anything, because he's lazy.
 - The photographer (take) a photograph of the model.
 - The artist (sell) her pictures to the children's parents.
 - The thief (not steal) anything at the moment.
 - The journalist (write) something in his notebook.

Grammar spot

Present simple and present continuous
 Look at these sentences about picture e on page 22 and then choose the correct tense to complete the rules.
I design websites.
I'm plugging in my computer.
 We use the *present simple* / *present continuous* to talk about what we usually do.
 We use the *present simple* / *present continuous* to talk about what we're doing now.

2 Sonia is an English schoolgirl. She's fifteen. This week she's doing work experience in a hotel. Look at the activities opposite. Make sentences about Sonia using the present simple or the present continuous.

usually
 cycle to school
 do lessons all day
 study at home in the evening
 play volleyball after school
 not wear her best skirt every day

this week only
 not go to school
 not do any homework
 work in a hotel
 have meals with her colleagues
 speak French with hotel guests

What does Sonia usually do / not do?
 She cycles to school.



What is Sonia doing / not doing this week?
 She isn't going to school.



3 Complete this telephone conversation Sonia had with her granny using the verbs in the box.

do ~~not go~~ get up help like prefer look forward to
 start stay understand work ~~not work~~

Sonia: Hi, Granny. How are you?
 Granny: Oh, not bad. How's school?
 Sonia: (a) *I'm not going* to school this week.
 Granny: Why not? Are you ill?
 Sonia: No, I (b) *am working* in a hotel.
 Granny: I hope you (c) *are working* in the kitchen.
 Sonia: You're not good at cooking!
 Granny: No, I'm not in the kitchen. I (e) *am helping* the receptionist and the manager.
 Sonia: Is that nice?
 Granny: Yes, it is. Well, I (f) *am working* with the manager, she's really friendly. But I (g) *am helping* the receptionist because I can talk to the guests. I can practise my French because some French people (h) *are staying* in the hotel. I (i) *am staying* almost everything they say. Isn't that great?
 Granny: Yes, that's very good.
 Sonia: Yes. But I am tired. When I go to school, I (j) *am going* at half past seven, but this week I (k) *am going* work at seven o'clock.
 Granny: Oh, well, you can have a good rest at the weekend.
 Sonia: Oh, yes. I (l) *am going* it.

1.12 Now listen to the recording and check your answers.

GF page 206

Grammar spot State verbs

Some verbs are not normally used in continuous tenses in English. These are state (or stative) verbs, for example *believe, know, like, think, understand, want*. Keep a list and add to it when you meet new ones.

Correct the mistakes in these sentences.

- a ~~I'm not believing~~ you can fly a plane.
I **don't believe**
- b Are those jeans new? I'm liking them very much.
- c We're thinking this CD is very expensive.
- d Are you wanting some coffee?
- e I can't phone you because I'm not knowing your number.
- f The teacher is speaking quickly and I'm not understanding what she's saying.
- g My friends are watching a pop programme on TV but I'm not liking it, so I'm listening to my MP3 player.

4 Do school students do work experience in your country? Would you like to do it?

Short answers

In English the grammar of the short answer must match the grammar of the question.

1 Match each question to its answer.

- a Do I look OK? 1 Yes, I do. / No, I don't.
- b Do you live near the school? 2 Yes, you are. / No, you aren't.
- c Does this school open on Sundays? 3 Yes, you do. / No, you don't.
- d Do they like ice cream? 4 Yes, they are. / No, they aren't.
- e Am I sitting in the right place? 5 Yes, it does. / No, it doesn't.
- f Are you studying English? 6 Yes, it is. / No, it isn't.
- g Is the sun shining? 7 Yes, they do. / No, they don't.
- h Are they working? 8 Yes, I am. / No, I'm not.

2 Work with two other students. Take turns to ask and answer questions. Then listen to the other two students and check their grammar.

Do you play volleyball? Yes, I do.
 Are we speaking Italian? No, we aren't.

Pronunciation

1.13 Listen to the recording and mark these words in the order in which you hear them.

- a cat cart cut 1
- b bag bug
- c carry curry
- d match March much

2 Listen again and repeat each sentence.

3.14 Now repeat these words after the recording and decide which have the same vowel sound in them as cat /æ/, cart /ɑ:/ and cut /ʌ/.

- does doesn't can can't
- must mustn't are aren't

Activity Spot the difference

Work with a partner. Don't look at page 23.

Try to find all the differences between this picture and the one on page 23. Say what the people are doing and what they are not doing now.

EXAMPLE: The photographer isn't taking a photo of the model now, he's taking a photo of the thief.

When you finish, check your memory by looking at page 23.

Activity What's my job?

Work in a group. One person mimes an activity which is part of a job. The others guess what his or her job is.

Ask questions like these about the activity:

- Are you making something?
- Are you mending something?
- Are you opening a door?
- Are you answering a telephone?


The answers can only be Yes, I am or No, I'm not.

Ask questions like these about the job:

- Do you make things?
- Do you talk to other people?
- Do you work indoors?
- Do you use special equipment?

The answers can only be

Yes, I do. No, I don't. or Sometimes.





WHAT'S YOUR JOB?

Exam folder 3

Speaking Part 3

1 Look at this picture of a young man, Tom. Can you match these questions to their answers?

- | | |
|---|--|
| a Where is he? | 1 He's painting something. |
| b What does he look like? | 2 Because I don't like the smell of paint. |
| c What is he wearing? | 3 He's a friendly person. |
| d What kind of person is he? | 4 I wouldn't like to do this. |
| e What is he doing? | 5 He's wearing white shorts and a red T-shirt. |
| f How do you feel about doing this kind of thing? | 6 He's outside his house. |
| g Why? | 7 He's tall and he's got short fair hair. |



2 Look at this picture of a young woman. Can you answer these questions?

- Where is she?
- What does she look like?
- What is she wearing?
- What kind of person is she?
- What is she doing?
- How do you feel about doing this kind of thing?
- Why?

Exam Advice

Learn these questions. They do not all fit every exam photograph, but they help you to think of what to say.

3 Now shut your book. Can you remember all the questions?

4 Work with a partner. One of you talks about Photograph A and then the other talks about Photograph B. Before you start, look at the seven questions on page 26. Think about your answers for your photograph. Don't say anything now.

Now cover page 26. Imagine your partner wants to know the answers to all seven questions. Tell your partner about your photograph. Are you giving your partner all the answers?

When your partner is speaking, listen carefully. Look at the questions on page 26. Tick the questions when you hear the answers.

Reading Part 5

1 Look again at the photograph in Exercise 1 on page 26. Choose the correct word to go in these spaces.

- Tom is A
A tall B long C high D great
- Tom wearing a T-shirt.
A do B does C is D be
- Tom's a tin of yellow paint.
A has B got C wants D uses

Exam Advice

If you are not sure which word is correct, try to decide which words are wrong, and why.

2 Look again at the photograph in Exercise 2 on page 26. Choose the correct word to go in these spaces.

- Irena got a tidy desk.
A isn't B hasn't C doesn't D aren't
- Irena usually a sandwich for lunch.
A eats B eating C have D having
- Irena's a
A hairdresser B shop assistant C nurse D secretary

