



JABOK

**Jabok – Vyšší odborná škola
sociálně pedagogická a teologická**

INEQUALITY in Our Societies

Svět kolem nás – Understanding the Context

RHCP – The Power of Equality

- I've got a soul that can not sleep
At night when something just ain't right
Blood red, but without sight
Exploding egos in the night
Mix like sticks of dynamite
Red black or white, this is my fight
Come on courage, let's be heard
Turn feelings into words
American equality has always been sour
An attitude I would like to devour
My name is peace, this is my hour
Can I get just a little bit of power
- The power of equality
Is not yet what it ought to be
It fills me up like a hollow tree
The power of equality
- Right or wrong, my song is strong
You don't like it, get along
Say what I want, do what I can
Death to the message of the Ku Klux Klan
I don't buy supremacy
Media chief, you menace me
The people you say cause all the
- crime
Wake up motherfucker and smell the slime
Blackest anger, whitest fear
Can you hear me, am I clear
My name is peace, this is my hour
Can I get just a little bit of power
- The power of equality
Is not yet what it ought to be
It fills me up like a hollow tree
The power of equality
- I've got tapes
I've got c.d.'s
I've got my Public Enemy
My lilly white ass is tickled pink
When I listen to the music that makes me think
Not another motherfuckin' politician
Doin' nothin' but something for his own ambition
Never touch the sound we make
Soul sacred love, vows that we take
To create straight what is true
Yo he's with me and what I do
My name is peace, this my hour
Can I get just a little bit of power
- The power of equality
Is not yet what it ought to be
It fills me up like a hollow tree
The power of equality
- Madder than a motherfucker, lick my finger
Can't forget, cause the memory lingers
Count 'em off quick, little piccadilly sickness
Take me to the hick, eat my thickness
I've got a welt from the Bible belt
Dealing with the hand that I've been dealt
Sitting in the grip of a killing fist
Giving up blood just to exist
Rub me wrong and I get pissed
No I can not get to this
People in pain, I do not dig it
Change of brain for Mr. Bigot
Little brother do you hear me
Have a heart oh come get near me
Misery is not my friend
But I'll break before I bend
What I see is insanity
Whatever happened to humanity



How would you explain inequality?

- <http://on.econnecticut.org/huge-disparities-widening-hurting-economy/>



Video – Richard Wilkinson



- https://www.ted.com/talks/richard_wilkinson#t-142462
- Does wealth of a state correlate with life expectancy of its inhabitants?
- Does wealth of an individual correlate with his/her life expectancy?
- What else do you remember from the video?

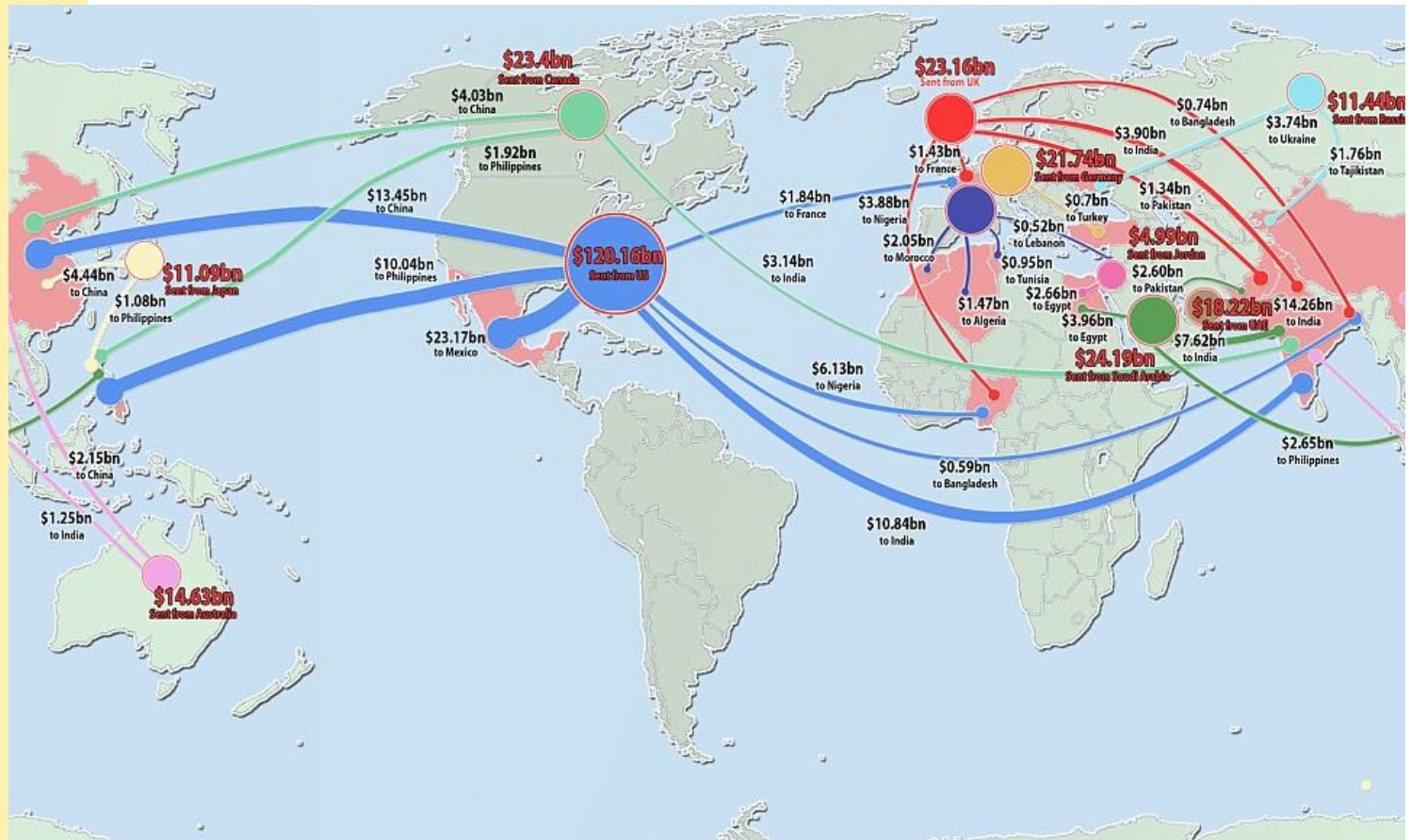
GNI vs. GDP

- Gross National Income
- Gross National Product
- One of the main **differences between** the two, is that the Gross Domestic Product is based on location, while Gross National Income is based on ownership.
- It can also be said that **GDP** is the value produced within a country's borders, whereas the **GNI** is the value produced by all the citizens
- Think of multinational corporations, but also immigrants, for example

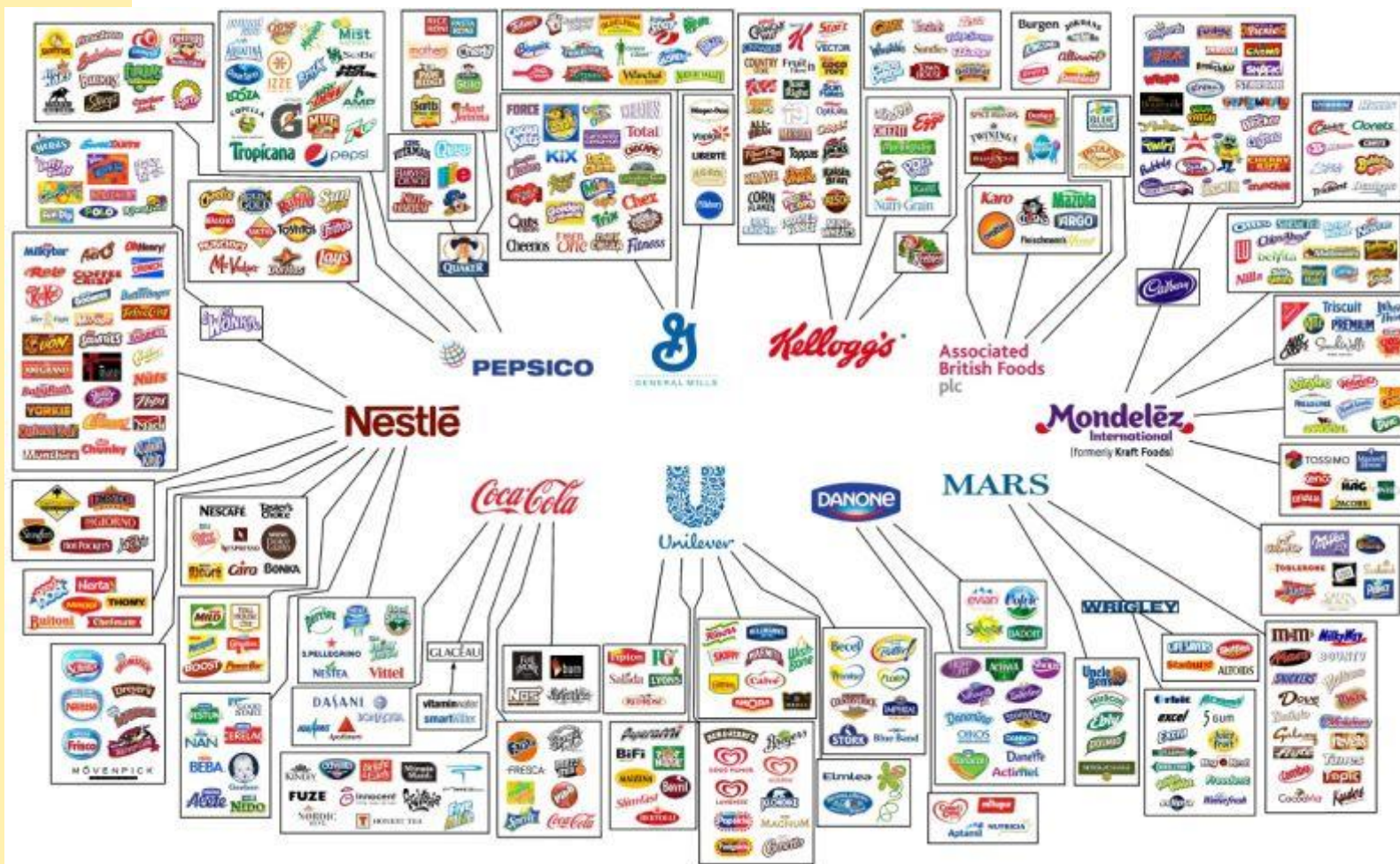


Immigrants sending money home ...

- <http://www.dailymail.co.uk/news/article-2271455/Revealed-How-immigrants-America-sending-120-BILLION-struggling-families-home.html>

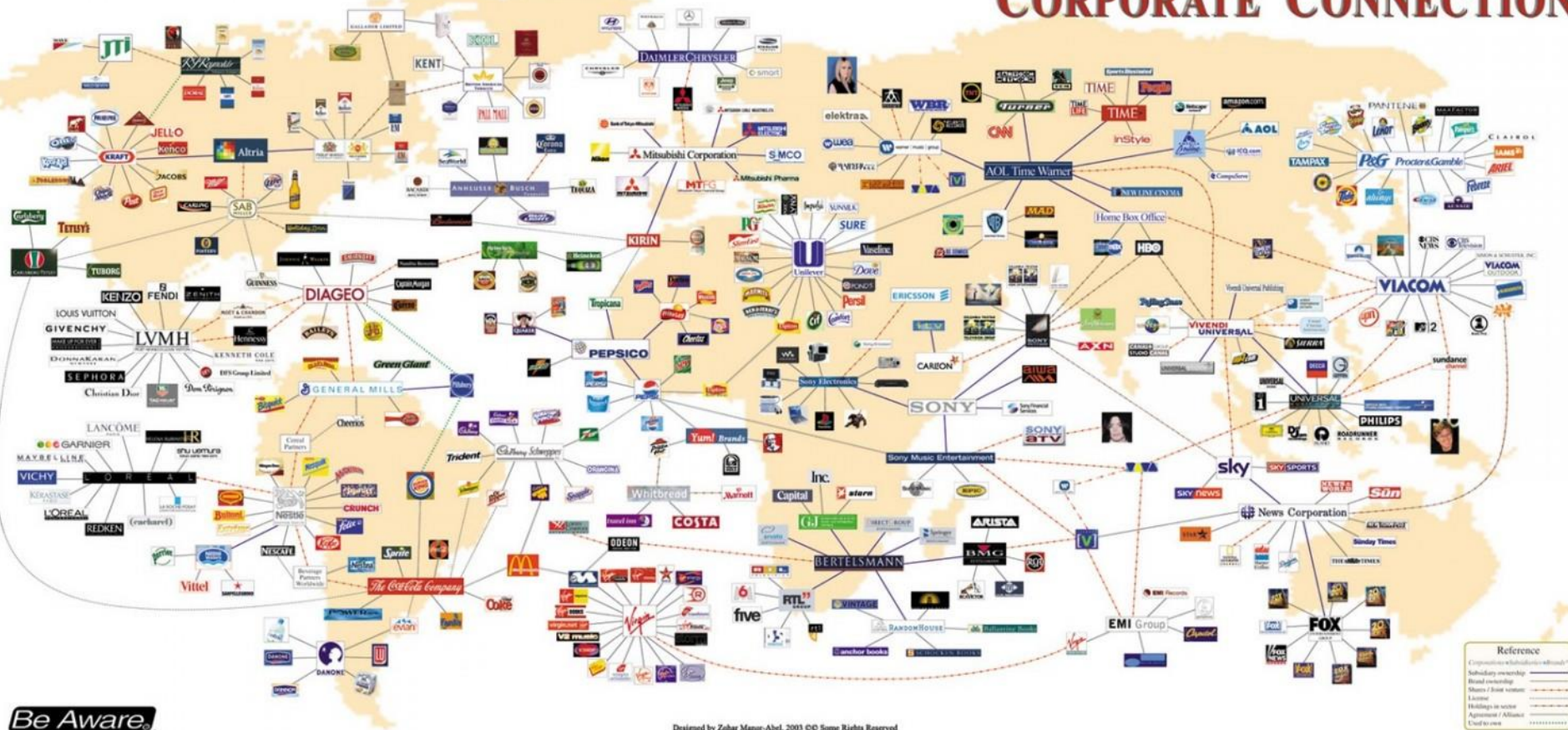


No Comment



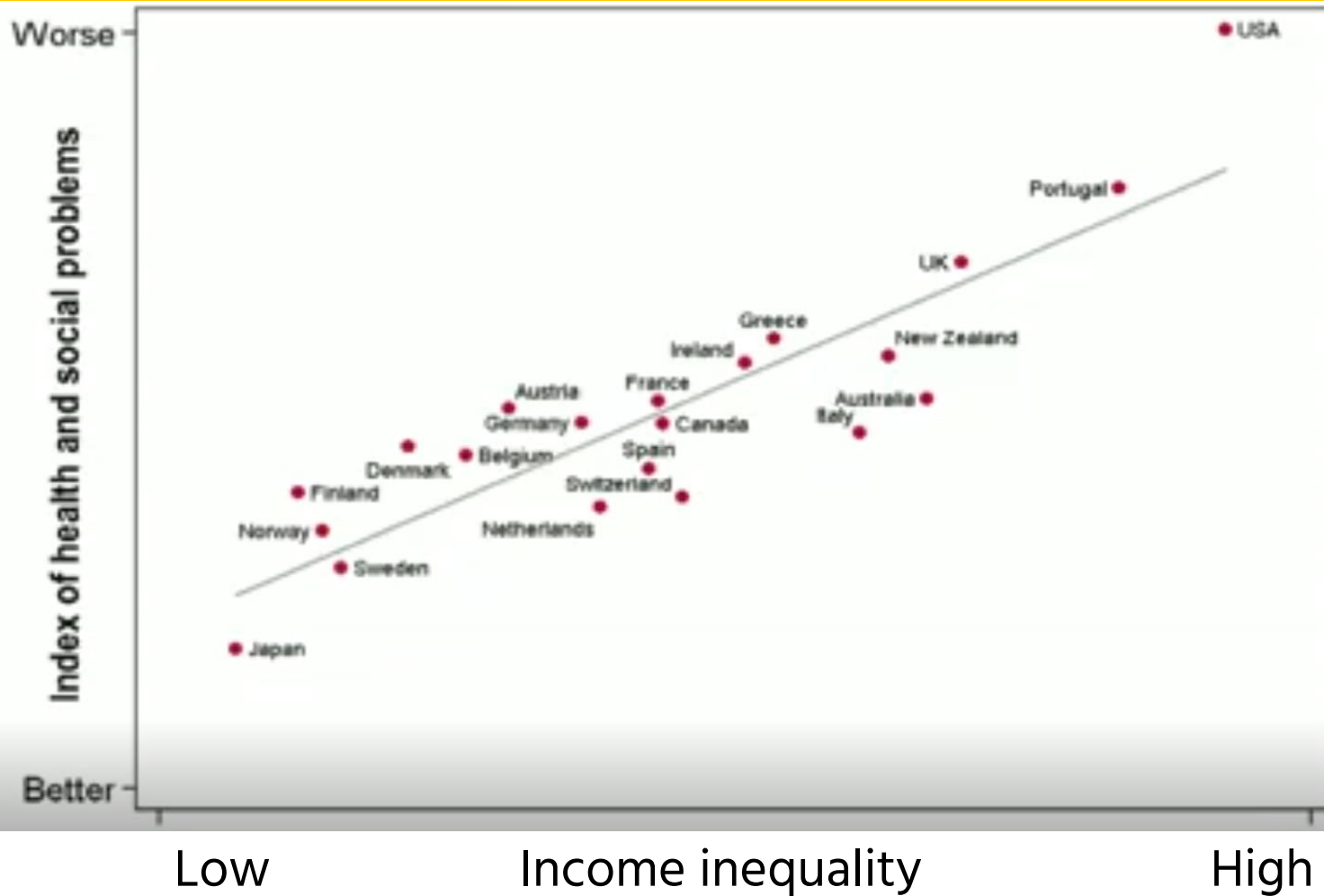
No Comment

CORPORATE CONNECTION



Health & Soc problems – Income Inequality

- Index of:
- Life expectancy
 - Math & Literacy
 - Infant mortality
 - Homicides
 - Imprisonment
 - Teenage births
 - Trust
 - Obesity
 - Mental illness – incl. drug & alcohol addiction
 - Social mobility



Ted Ex – R. Wilkinson - Inequality

- Gross national income as such has no straightforward correlation with life expectancy
- Being poor or rich, however, is closely connected to life expectancy
 - Look at The Queen, D. Rockefeller, N. Winton, ... ;-)
- Income, Social position, Social status =
RELATIVE in each society

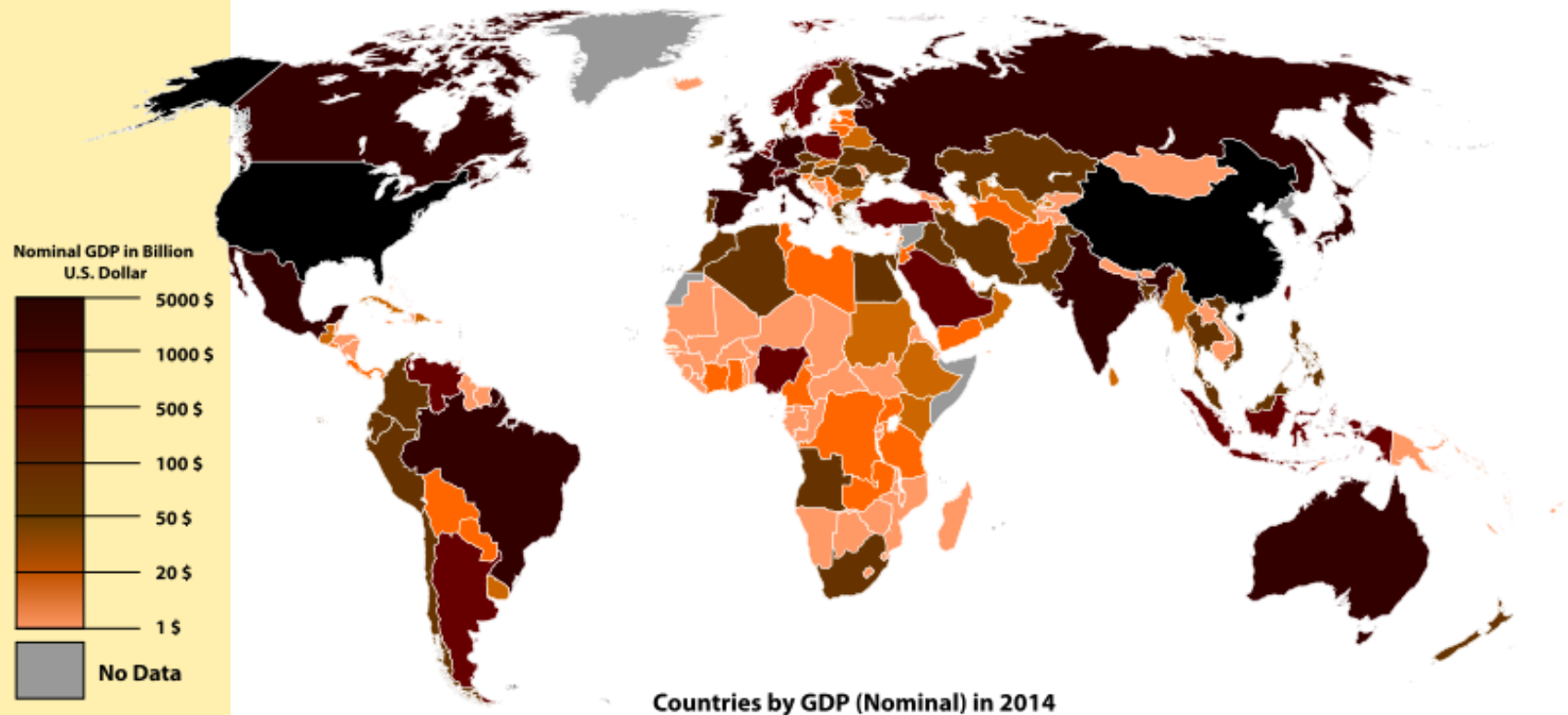


Some other correlations of inequality

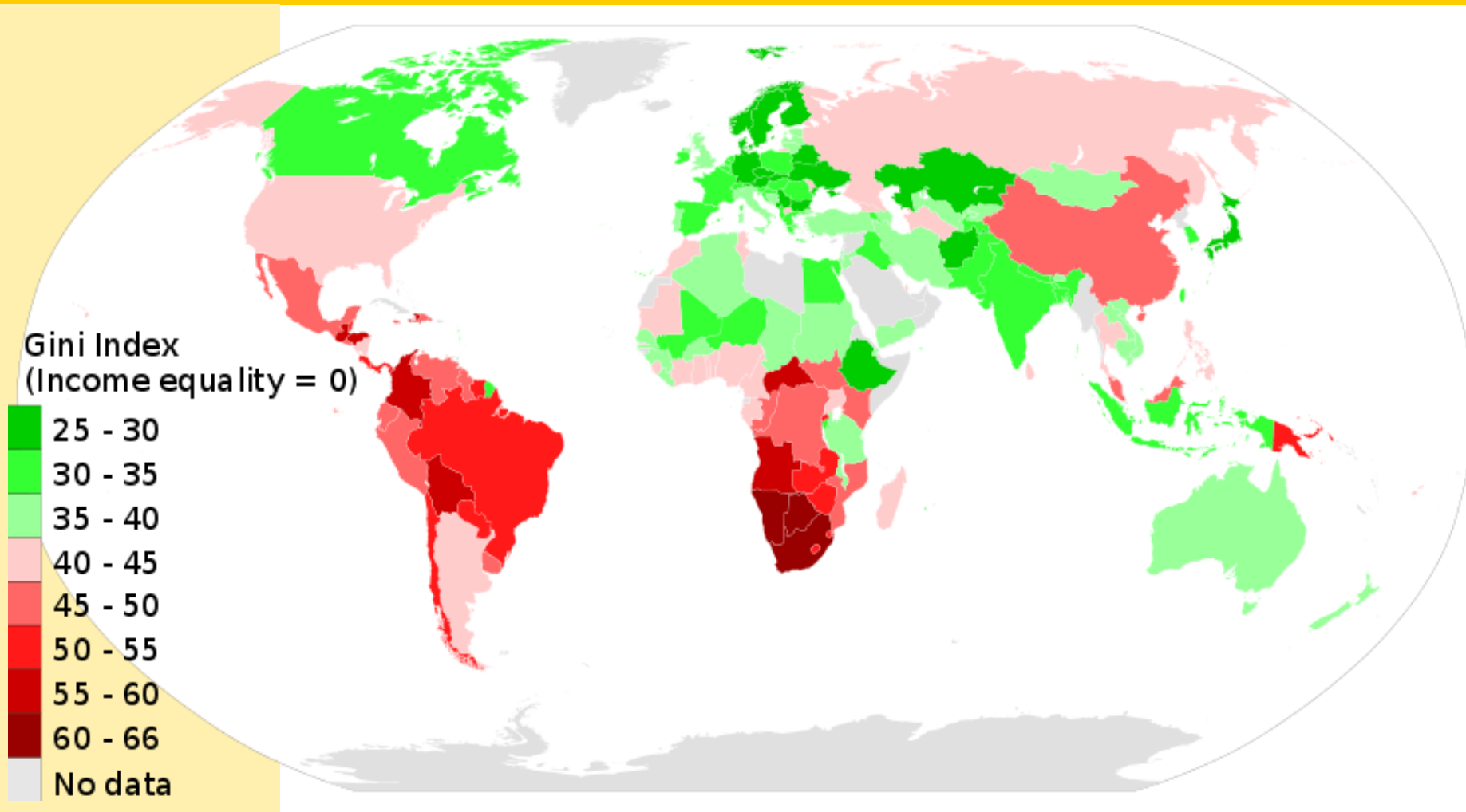
- Our wellbeing is not any longer dependent on National Income and economic growth
- More unequal societies are more likely
 - To retain the death penalty
 - To have higher rate of dropout from schools
 - To have lower social mobility

GDP (Once again)

- [https://en.wikipedia.org/wiki/Gross_domestic_product#/media/File:Countries_by_GDP_\(Nominal\)_in_2014.svg](https://en.wikipedia.org/wiki/Gross_domestic_product#/media/File:Countries_by_GDP_(Nominal)_in_2014.svg)



Income Inequality 2014



List of countries by income equality

Key:

R/P 10%: The ratio of the average income of the richest 10% to the poorest 10%.

R/P 20%: The ratio of the average income of the richest 20% to the poorest 20%.

Gini: *Gini index*, a quantified representation of a nation's *Lorenz curve*. A Gini index of 0% expresses perfect equality, while index of 100% expresses maximal inequality.

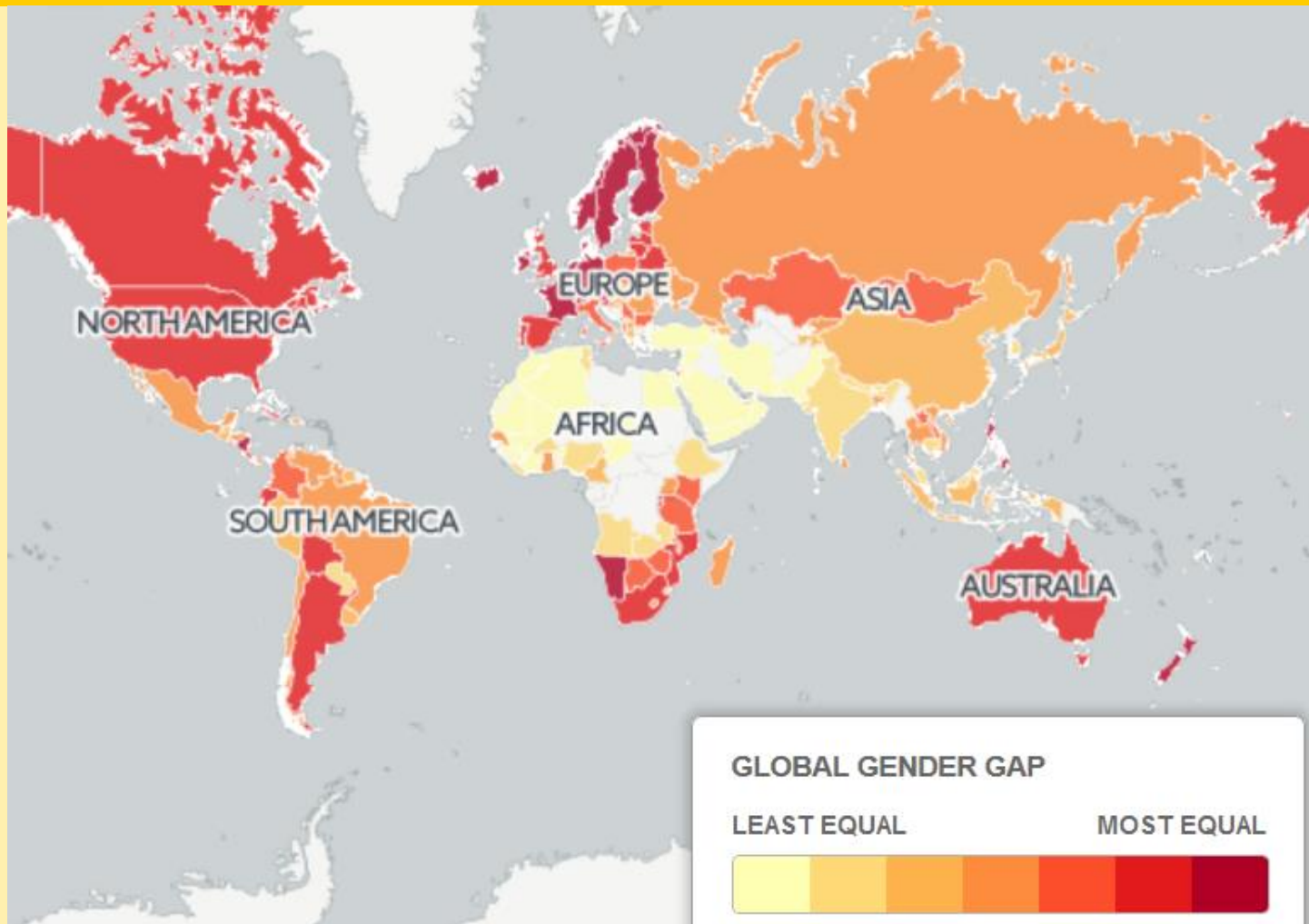
UN: Data from the *United Nations Development Programme*.

CIA: Data from the *Central Intelligence Agency's The World Factbook*.

Country	UN R/P		World Bank Gini [3]		CIA R/P [4]		CIA Gini[5]	
	10% ^[6]	20% ^[7]	%	Year	10%	Year	%	Year
Japan	4.5	3.4	32.1	2008	4.5	1993	37.9	2011
Czech Republic	5.2	3.5	25.9	2014	5.2	1996	24.9	2012
Bosnia and Herzegovina	5.4	3.8	33.1	2007	5.5	2001	36.2	2007
Hungary	5.5	3.8	30.9	2014	5.6	2002	24.7	2009
Finland	5.6	3.8	26.8	2014	5.7	2000	26.8	2008
Slovenia	5.9	3.9	25.7	2014	5.9	1998	23.7	2012
Ukraine	5.9	4.1	25.5	2015	7.6	2006	28.2	2009
Norway	6.1	3.9	26.8	2014	6.0	2000	26.8	2010
Sweden	6.2	4.0	27.2	2014	6.2	2000	24.9	2013
Kyrgyzstan	6.4	4.4	29.0	2015	6.4	2003	33.4	2007
Pakistan	6.5	4.3	30.7	2013	6.6	2002	29.6	FY 2011
Ethiopia	6.6	4.3	33.2	2010	6.5	2000	33.0	2011
Turkey	6.6	4.6	41.2	2014	17.1	2003	40.2	2010
Slovakia	6.7	4.0	26.1	2014	6.7	1996	25.3	2012
Austria	6.9	4.4	30.5	2014	6.8	2004	26.3	2007
Belarus	6.9	4.5	26.7	2015	6.9	2002	26.5	2011
Germany	6.9	4.3	31.4	2013	6.9	2000	27.0	2006
Vietnam	6.9	4.9	34.8	2014	10.0	2004	37.6	2008

- https://en.wikipedia.org/wiki/List_of_countries_by_income_equality

Gender Inequality

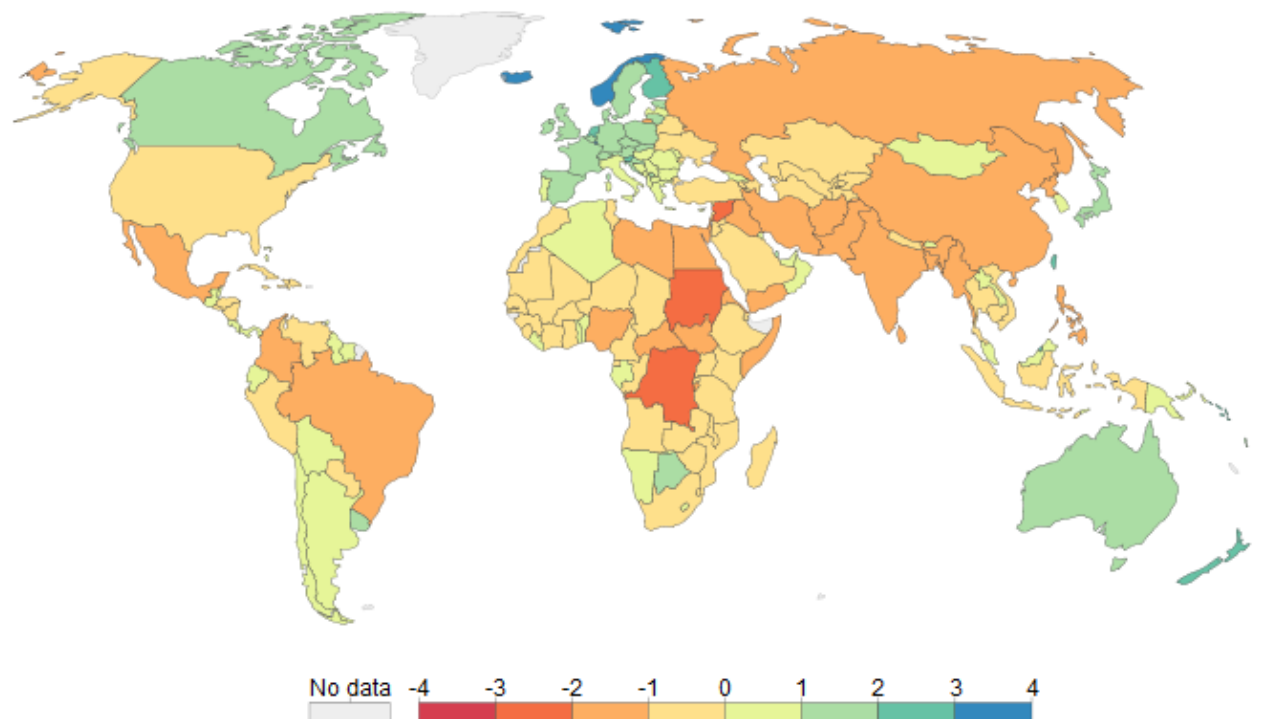


Human Rights Protection

- <https://ourworldindata.org/human-rights>

Human Rights Protection, 2014

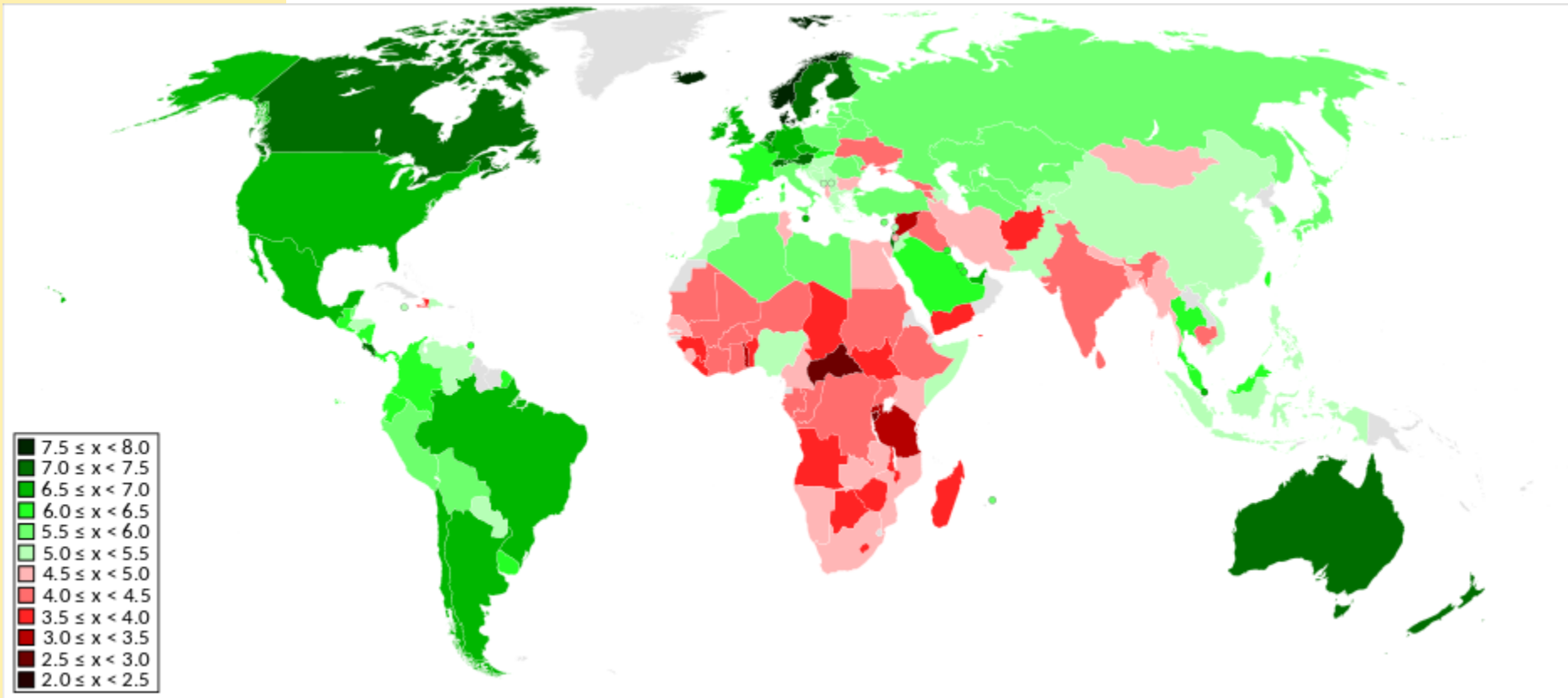
Higher values indicate better human rights protection. The human rights scores measure protection from political repression and violations of "physical integrity rights".



Source: Human Rights Protection Scores – Christopher Farris (2014) and Keith Schnakenberg

Note: The protection scores are latent variable estimates and are described in more detail in the Sources Tab. The original dataset is published with uncertainty estimates, which should be considered but cannot be shown here because of technical limitations.

Happiness index



- https://en.wikipedia.org/wiki/World_Happiness_Report



Take a look again

- https://en.wikipedia.org/wiki/List_of_countries_by_income_equality
- <http://www.telegraph.co.uk/travel/maps-and-graphics/mapped-the-best-and-worst-countries-for-gender-equality/>
- Video: 3:03 – Life expectancy – Math & Literacy – Infant mortality – Homicides - ...
 - The more unequal country the bigger problems
 - The more unequal country the worse are kids doing
- Video: 5:30 – Trust – Social Capital / Involvement – Mental Illness –
- Video: 7:15 – Violence – Numbers of prisoners
- Video: 10:00 – Sweden vs. Japan (both doing well)



(in)equality

- Superiority vs. Inferiority
 - Status competition and consumerism
 - Status insecurity
- Valued vs. Devalued
 - How we are seen and judged
 - Self esteem
- We need to deal with pre & post tax measures